

Scaled data based on original data using  
LM-79-08 Approved Method: Electrical and Photometric Measurements of Solid-  
State Lighting Products

Test Report Prepared for  
Cooper Lighting Solutions  
(formerly Eaton)

Brand: McGRAW-EDISON

Report Number: P227420

Luminaire Tested: **ISW-AF-1200-LED-E1-RW-ULG**

Issue Date: 3/3/2020

**Test Information**

Test Method: LM-79-08  
Report Number: P227420  
TEST IS SCALED FROM IESNA LM-79-08 TEST DATA (P29767)-DOWNLIGHT AND  
Test Lab: INNOVATION CENTER-P2  
Issue Date: 3/3/2020  
Manufacturer: COOPER LIGHTING SOLUTIONS (FORMERLY EATON)  
Product Line: MCGRAW-EDISON  
Catalog Number: ISW-AF-1200-LED-E1-RW-ULG  
Description: IMPACT ELITE LED WEDGE LUMINAIRE WITH UPLIGHT  
LIGHT SQUARE WITH ACCULED OPTICS-RECTANGULAR WIDE TYPE I, WITH UPLIGHT  
GLOW  
Light Source: (16) 4000K CCT, 70 CRI LEDs and (1) UPLIGHT LED  
Ballast/Driver: ELECTRONIC DRIVER

**Summary**

Lumens per Lamp: N/A  
Luminaire Lumens: 8731.1 lumens  
Efficiency: N/A  
Efficacy: 105.6 lumens/watt  
Luminous Opening: Rectangular w/ Sides (W: 0.5' x L: 0.5' x H: 0.54')  
IES Classification: Type II - Medium - Non-Cutoff  
BUG Rating: B3 - U5 - G3  
  
Input Watts (W): 82.7  
Input Voltage (V): 120  
Input Current (Ain): NR  
Voltage Rise (V): NR  
Power Factor: NR  
Total Harmonic Distortion (THDi): NR  
Frequency (hertz): 60  
Stabilization Time: NR  
Operation Time: NR  
Ambient Temperature (°C): NR  
Test Distance: 25 FT

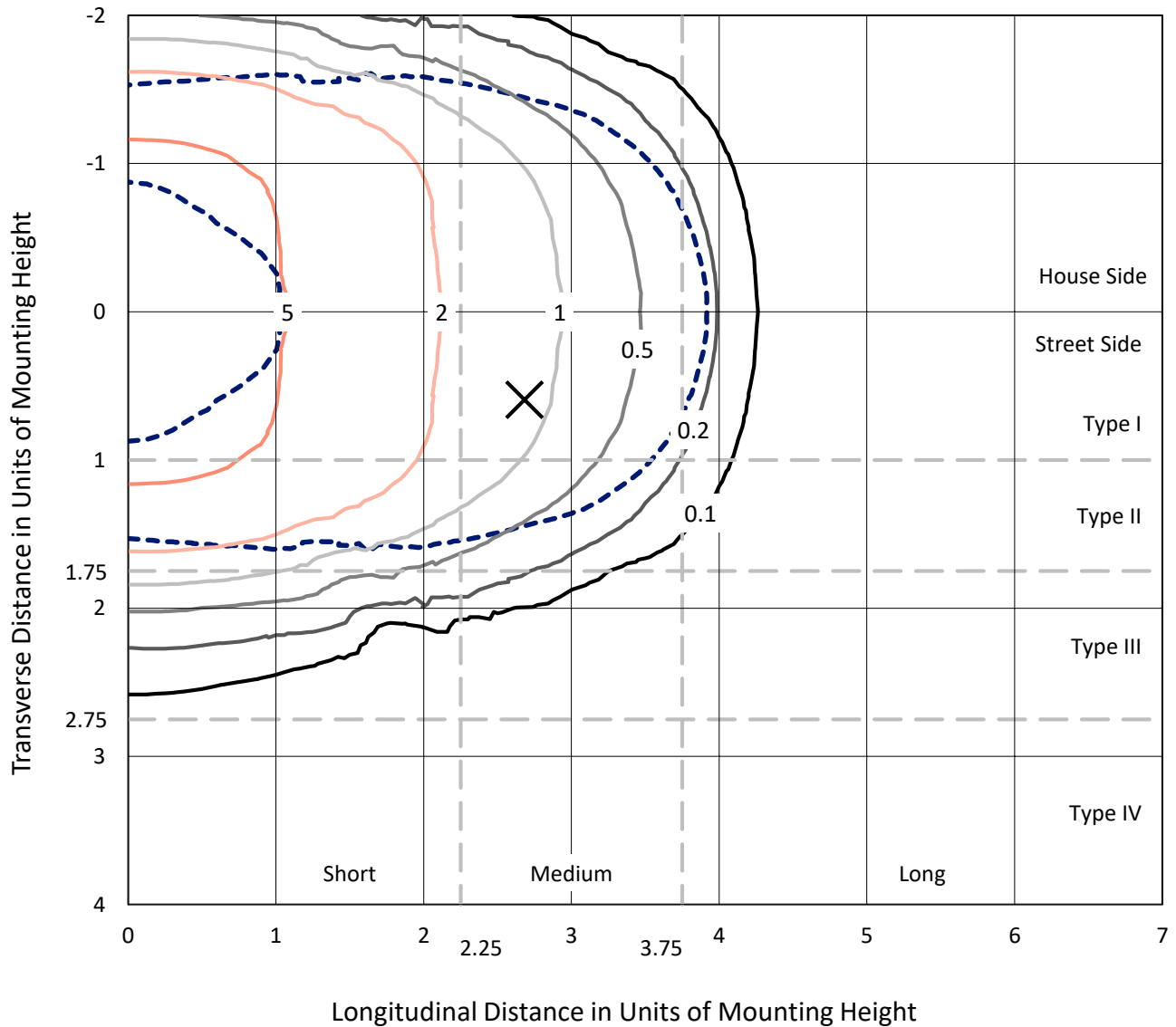


REPORT NUMBER: P227420

CATALOG NUMBER: ISW-AF-1200-LED-E1-RW-ULG

### Iso-Footcandle Lines of Horizontal Illumination

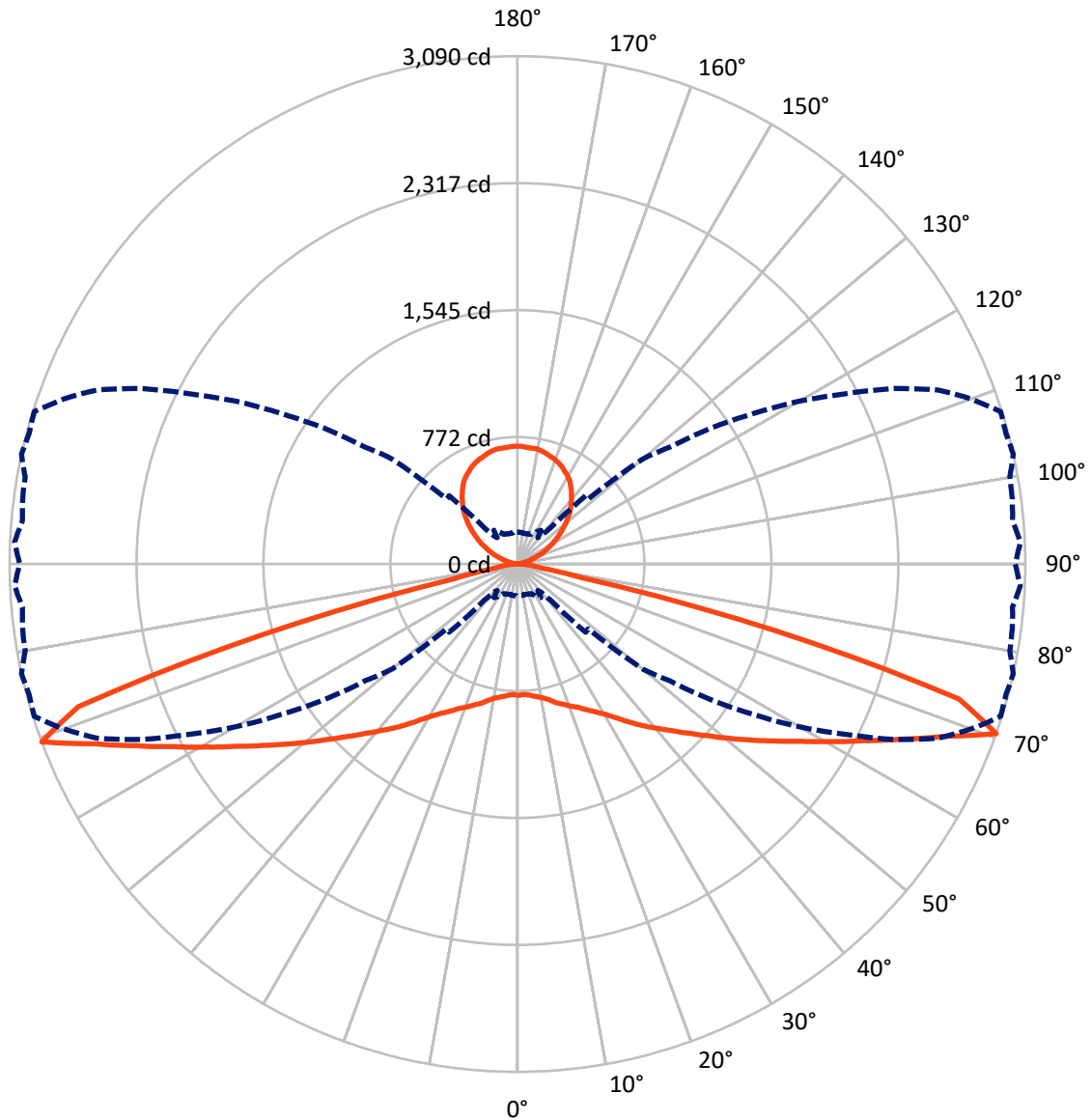
× Max cd  
 - - - 1/2 Max cd



Based on 10 foot mounting height. Maximum calculated value = 8.2 fc  
 Type II - Medium - Non-Cutoff

REPORT NUMBER: P227420  
CATALOG NUMBER: ISW-AF-1200-LED-E1-RW-ULG

### Luminous Intensity Polar Plot



— Vertical Plane Through 77.5-Deg Lateral    - - - Horizontal Cone Through 70-Deg Vertical

REPORT NUMBER: P227420

CATALOG NUMBER: ISW-AF-1200-LED-E1-RW-ULG

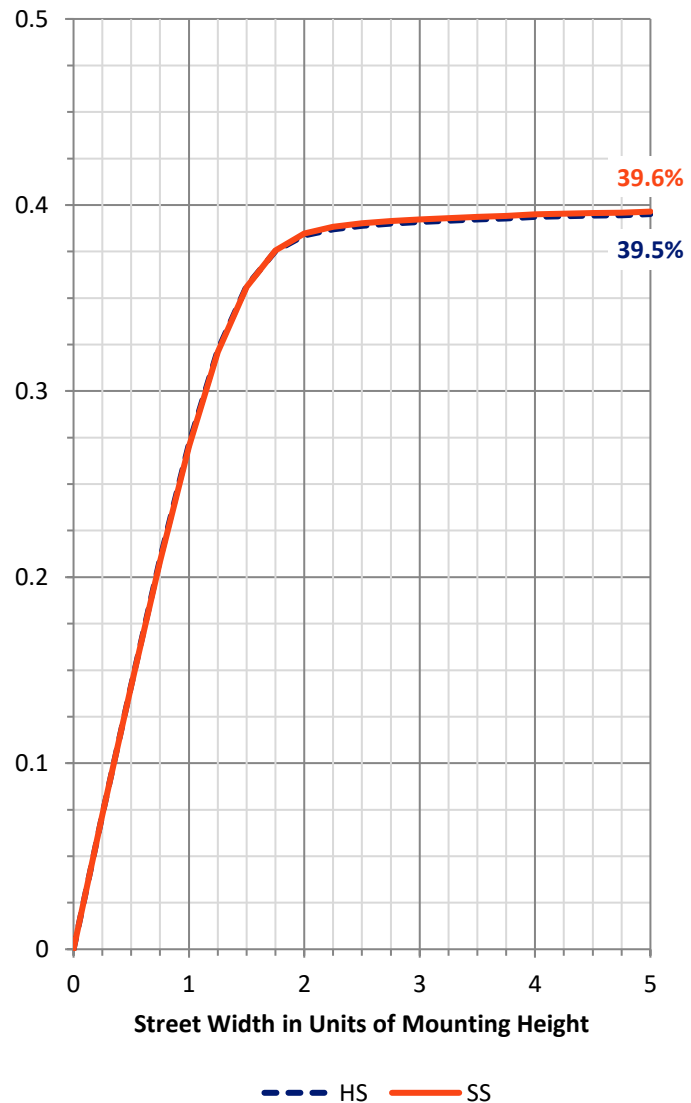
**FLUX DISTRIBUTION:**

		Downward	Upward	Total
<b>House Side</b>	Lumens	3477.5	888.0	4365.6
	% Fixture	39.8	10.2	50.0
<b>Street Side</b>	Lumens	3477.5	888.0	4365.6
	% Fixture	39.8	10.2	50.0
<b>Total</b>	Lumens	6955.1	1776.1	8731.1
	% Fixture	79.7	20.3	100.0

**Coefficient of Utilization**

**ZONAL LUMENS:**

Zone	Lumens	% Fixture
0°-10°	77.2	0.9
10°-20°	241.5	2.8
20°-30°	453.3	5.2
30°-40°	792.1	9.1
40°-50°	1291.3	14.8
50°-60°	1767.1	20.2
60°-70°	1625.5	18.6
70°-80°	635.4	7.3
80°-90°	71.8	0.8
90°-100°	10.6	0.1
100°-110°	58.7	0.7
110°-120°	169.9	1.9
120°-130°	279.4	3.2
130°-140°	344.6	3.9
140°-150°	352.5	4.0
150°-160°	297.0	3.4
160°-170°	195.5	2.2
170°-180°	67.8	0.8
0°-90°	6955.1	79.7
0°-180°	8731.1	100.0



REPORT NUMBER: P227420

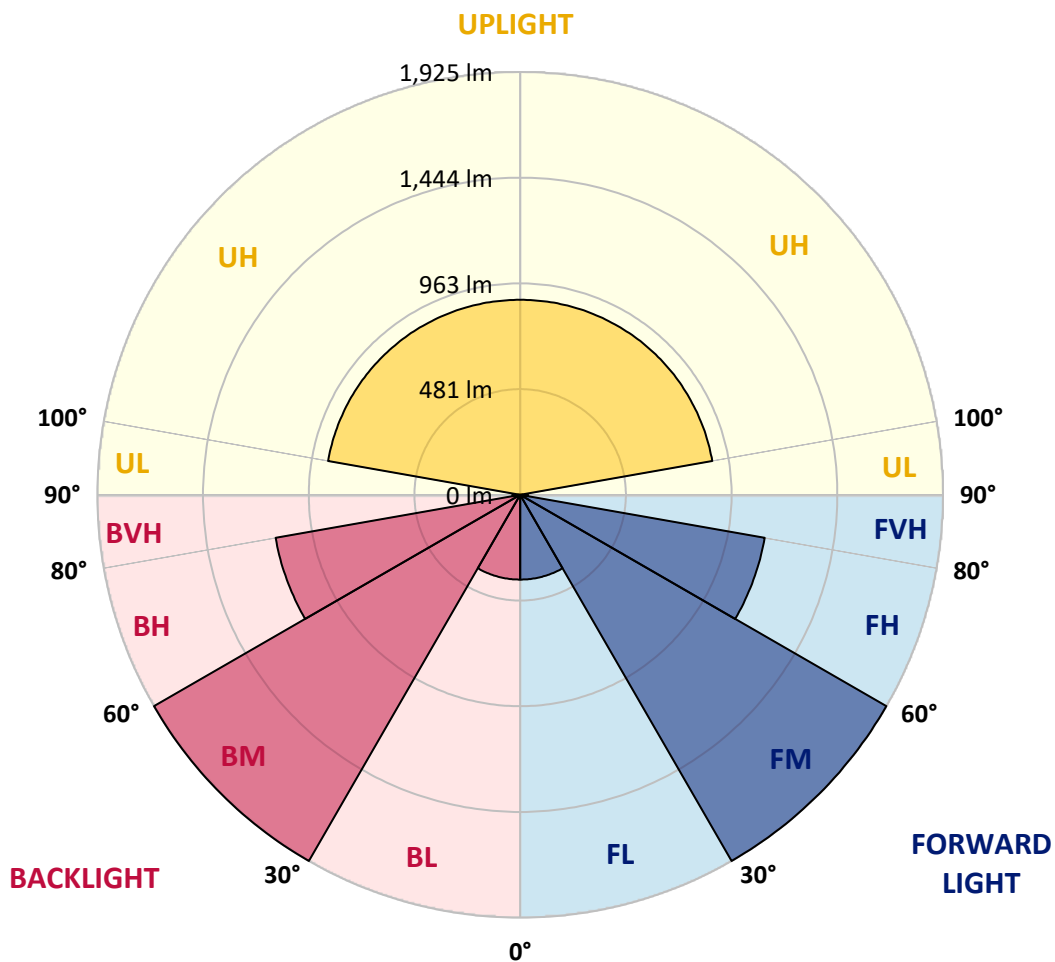
CATALOG NUMBER: ISW-AF-1200-LED-E1-RW-ULG

**LUMINAIRE CLASSIFICATION SYSTEM LUMEN TABLE AND BUG RATING:**

Zone	Lumens	% Fixture	Zone Rating/Lumen Limit		
			B	U	G
FL (0°-30°)	386.0	4.4			
FM (30°-60°)	1925.2	22.1			
FH (60°-80°)	1130.4	12.9			G1/1800
FVH (80°-90°)	35.9	0.4			G1/100
BL (0°-30°)	386.0	4.4	B1/500		
BM (30°-60°)	1925.2	22.1	B2/2500		
BH (60°-80°)	1130.4	12.9	B3/2500		G3/2500
BVH (80°-90°)	35.9	0.4			G1/100
UL (90°-100°)	10.6	0.1		U2/50	
UH (100°-180°)	888.0	10.2		U4/1000	

**BUG Rating: B3-U5-G3**

Type II Medium





REPORT NUMBER: P227420

CATALOG NUMBER: ISW-AF-1200-LED-E1-RW-ULG

**CANDELA DISTRIBUTION (FULL):**

	0°	5°	15°	25°	35°	37.5°	40°	42.5°	45°	47.5°	50°
0°	798.9	798.9	798.9	798.9	798.9	798.9	798.9	798.9	798.9	798.9	798.9
2.5°	795.9	794.8	794.8	795.9	797.9	798.9	796.9	797.9	797.9	796.9	799.9
5°	797.9	796.9	797.9	799.9	803.0	806.1	805.1	805.1	806.1	804.0	809.2
7.5°	795.9	794.8	796.9	802.0	809.2	813.2	813.2	813.2	815.3	814.3	820.4
10°	786.6	785.6	790.7	799.9	813.2	816.3	819.4	820.4	826.5	826.5	832.7
12.5°	778.5	779.5	786.6	801.0	822.5	823.5	827.6	831.7	839.8	835.8	847.0
15°	781.5	783.6	792.8	810.2	838.8	837.8	840.9	845.0	858.3	849.0	867.5
17.5°	796.9	799.9	810.2	830.6	860.3	855.2	859.3	865.4	882.8	871.6	893.0
20°	821.4	825.5	836.8	859.3	886.9	881.8	885.9	893.0	913.5	902.2	923.7
22.5°	854.2	858.3	870.5	896.1	925.8	919.6	923.7	929.9	952.4	935.0	961.6
25°	898.2	902.2	915.5	942.1	975.9	968.7	970.8	974.9	998.4	977.9	1003.6
27.5°	959.5	963.6	974.9	1000.5	1033.3	1027.1	1029.2	1033.3	1057.8	1037.4	1059.9
30°	1037.4	1041.5	1051.7	1077.3	1104.9	1097.7	1100.8	1103.9	1126.4	1105.9	1124.3
32.5°	1129.4	1128.4	1143.8	1170.4	1194.9	1181.6	1181.6	1181.6	1203.1	1182.6	1197.0
35°	1237.9	1237.9	1253.2	1278.8	1301.3	1286.0	1278.8	1274.7	1298.2	1272.7	1282.9
37.5°	1356.5	1351.4	1374.9	1398.5	1420.0	1400.5	1394.4	1389.3	1406.7	1378.0	1383.1
40°	1482.4	1478.3	1503.8	1530.4	1544.8	1519.2	1514.1	1507.9	1526.3	1498.7	1497.7
42.5°	1596.9	1593.9	1626.6	1657.3	1674.7	1641.9	1634.8	1628.6	1649.1	1621.5	1615.3
45°	1694.1	1693.1	1730.9	1772.9	1803.6	1768.8	1763.7	1753.4	1773.9	1740.1	1737.1
47.5°	1769.8	1765.7	1811.7	1873.1	1922.2	1886.4	1885.4	1878.2	1899.7	1862.9	1858.8
50°	1821.0	1824.0	1874.1	1945.8	2025.5	1991.8	1994.9	1991.8	2023.5	1986.7	1991.8
52.5°	1830.2	1836.3	1900.7	1994.9	2106.4	2065.4	2089.0	2098.2	2138.1	2106.4	2116.6
55°	1720.7	1738.1	1836.3	2000.0	2156.5	2130.9	2160.6	2187.2	2243.4	2216.8	2235.2
57.5°	1476.2	1512.0	1625.6	1862.9	2150.3	2164.7	2225.0	2265.9	2334.5	2310.9	2353.9
60°	1140.7	1165.2	1291.1	1568.3	1953.9	1973.4	2082.8	2212.7	2370.3	2403.0	2470.5
62.5°	746.8	761.1	883.8	1165.2	1615.3	1621.5	1757.5	1926.3	2199.4	2271.1	2460.3
65°	370.3	389.7	455.2	671.1	1131.5	1123.3	1272.7	1470.1	1824.0	1902.8	2210.7
67.5°	231.2	234.3	247.6	311.0	566.7	503.3	626.0	832.7	1261.4	1332.0	1722.8
70°	194.4	193.3	190.3	199.5	249.6	202.5	224.0	292.6	587.2	584.1	993.3
72.5°	179.0	175.9	167.8	166.7	173.9	159.6	161.6	165.7	235.3	197.4	382.6
75°	164.7	158.6	148.3	145.3	145.3	134.0	134.0	135.0	152.4	143.2	173.9
77.5°	147.3	140.1	129.9	125.8	121.7	109.5	108.4	109.5	122.8	114.6	129.9
80°	126.8	119.7	112.5	106.4	100.2	89.0	85.9	85.9	97.2	89.0	101.3
82.5°	110.5	101.3	99.2	89.0	79.8	69.6	66.5	61.4	71.6	62.4	75.7
85°	81.8	74.7	94.1	78.8	63.4	56.3	45.0	37.8	45.0	36.8	48.1
87.5°	47.1	44.0	82.9	62.4	56.3	60.4	36.8	26.6	25.6	22.5	26.6
90°	14.3	15.3	20.5	17.4	20.5	14.1	10.7	10.4	13.3	11.3	14.3
92.5°	4.1	4.1	5.1	6.1	6.1	6.1	6.1	6.1	6.1	6.3	6.6
95°	5.1	5.1	6.1	7.2	7.2	7.2	7.2	7.2	7.2	7.2	7.2
97.5°	7.2	7.2	8.2	8.2	9.2	9.2	9.2	9.2	9.2	10.0	10.7
100°	8.2	8.2	9.2	10.2	12.3	14.5	16.9	19.2	21.5	23.5	25.6
102.5°	11.3	11.3	13.3	18.4	27.6	30.9	34.3	37.6	40.9	43.5	46.0
105°	21.5	22.5	27.6	36.8	49.1	53.0	56.8	60.6	64.4	66.7	69.0
107.5°	41.9	43.0	50.1	59.3	74.7	78.6	82.3	86.1	90.0	91.9	93.6
110°	67.5	69.6	75.7	89.0	104.3	107.4	110.5	113.5	116.6	118.2	119.7



REPORT NUMBER: P227420

CATALOG NUMBER: ISW-AF-1200-LED-E1-RW-ULG

**CANDELA DISTRIBUTION (continued):**

	0°	5°	15°	25°	35°	37.5°	40°	42.5°	45°	47.5°	50°
112.5°	101.3	101.3	108.4	123.8	137.1	139.3	141.7	144.0	146.3	147.5	148.8
115°	143.2	142.2	150.4	162.6	171.9	173.4	174.9	176.5	178.0	179.2	180.6
117.5°	188.2	188.2	193.3	201.5	206.6	207.5	208.2	208.9	209.7	211.2	212.8
120°	230.2	228.1	231.2	238.3	242.4	244.0	245.5	247.0	248.6	249.4	250.1
122.5°	269.0	266.0	267.0	273.1	277.2	278.8	280.3	281.8	283.4	283.9	284.4
125°	304.8	300.7	302.8	305.9	312.0	313.2	314.6	315.9	317.1	317.9	318.6
127.5°	337.6	336.6	336.6	340.6	346.8	347.0	347.3	347.6	347.8	349.0	350.4
130°	371.3	369.3	370.3	374.4	378.5	379.0	379.5	380.0	380.5	381.8	383.1
132.5°	405.1	403.0	402.0	410.2	413.3	413.5	413.8	414.1	414.3	415.8	417.4
135°	438.8	435.8	435.8	441.9	445.0	445.5	446.0	446.5	447.0	448.6	450.1
137.5°	470.6	467.5	469.5	470.6	474.6	475.7	476.7	477.7	478.7	480.0	481.3
140°	499.2	496.1	498.2	500.2	502.3	503.8	505.3	506.9	508.4	509.2	509.9
142.5°	529.9	526.8	528.9	529.9	533.0	534.0	535.0	536.0	537.0	537.6	538.1
145°	562.6	558.5	556.5	559.6	562.6	562.8	563.1	563.4	563.6	564.9	566.2
147.5°	588.2	585.1	584.1	587.2	587.2	587.4	587.7	588.0	588.2	589.4	590.8
150°	608.7	605.6	606.6	606.6	606.6	606.6	606.6	606.6	606.6	607.6	608.7
152.5°	625.0	622.0	622.0	623.0	624.0	624.0	624.0	624.0	624.0	624.2	624.5
155°	643.4	639.3	639.3	641.4	644.5	643.9	643.4	642.9	642.4	641.9	641.4
157.5°	660.8	657.8	657.8	658.8	660.8	660.6	660.3	660.0	659.8	659.6	659.3
160°	678.2	675.1	674.1	671.1	670.0	670.0	670.0	670.0	670.0	670.9	671.6
162.5°	688.4	684.4	684.4	680.3	676.2	676.7	677.2	677.7	678.2	679.2	680.3
165°	696.6	693.6	691.5	691.5	688.4	688.4	688.4	688.4	688.4	688.2	687.9
167.5°	705.8	702.8	699.7	701.7	703.8	703.0	702.3	701.5	700.7	698.9	697.1
170°	714.0	711.0	707.9	707.9	708.9	708.4	707.9	707.4	706.9	705.6	704.3
172.5°	715.0	713.0	711.0	708.9	705.8	705.8	705.8	705.8	705.8	705.6	705.3
175°	716.1	714.0	713.0	711.0	706.9	706.7	706.3	706.0	705.8	705.8	705.8
177.5°	723.2	721.2	716.1	715.0	713.0	712.5	712.0	711.5	711.0	710.7	710.4
180°	716.1	716.1	716.1	716.1	716.1	716.1	716.1	716.1	716.1	716.1	716.1





REPORT NUMBER: P227420

CATALOG NUMBER: ISW-AF-1200-LED-E1-RW-ULG

**CANDELA DISTRIBUTION (continued):**

	52.5°	55°	57.5°	60°	62.5°	65°	67.5°	70°	72.5°	75°	77.5°
0°	798.9	798.9	798.9	798.9	798.9	798.9	798.9	798.9	798.9	798.9	798.9
2.5°	796.9	799.9	795.9	799.9	792.8	798.9	793.8	799.9	794.8	799.9	793.8
5°	802.0	810.2	801.0	812.2	798.9	812.2	801.0	813.2	803.0	813.2	802.0
7.5°	810.2	824.5	812.2	826.5	810.2	828.6	813.2	830.6	815.3	831.7	814.3
10°	820.4	838.8	822.5	840.9	821.4	842.9	823.5	846.0	825.5	848.0	826.5
12.5°	829.6	853.1	834.7	859.3	837.8	863.4	840.9	869.5	845.0	874.6	847.0
15°	847.0	877.7	854.2	883.8	859.3	888.9	864.4	897.1	869.5	903.3	874.6
17.5°	869.5	903.3	878.7	908.4	881.8	914.5	887.9	920.7	893.0	927.8	896.1
20°	900.2	934.0	908.4	937.0	911.4	941.1	914.5	944.2	920.7	950.3	922.7
22.5°	935.0	966.7	939.1	967.7	939.1	966.7	941.1	967.7	944.2	971.8	947.3
25°	976.9	1006.7	979.0	1003.6	974.9	999.4	974.9	999.4	977.9	1001.6	983.1
27.5°	1035.3	1057.8	1029.2	1050.7	1020.0	1041.5	1015.9	1037.4	1016.9	1037.4	1019.0
30°	1100.8	1121.3	1088.5	1105.9	1072.2	1088.5	1060.9	1079.3	1057.8	1077.3	1062.9
32.5°	1172.4	1188.8	1156.0	1170.4	1135.6	1149.9	1120.2	1132.5	1114.1	1126.4	1117.2
35°	1252.2	1268.6	1234.8	1248.1	1213.3	1225.6	1195.9	1202.1	1183.7	1191.8	1183.7
37.5°	1347.3	1361.6	1322.8	1335.1	1297.2	1312.5	1276.7	1282.9	1260.4	1265.5	1249.1
40°	1449.6	1465.0	1418.9	1431.2	1384.2	1401.5	1361.6	1365.7	1335.1	1340.2	1314.6
42.5°	1560.1	1574.4	1517.1	1527.4	1472.1	1490.5	1443.5	1451.7	1414.8	1420.0	1387.2
45°	1681.8	1690.0	1626.6	1633.8	1567.3	1585.7	1526.3	1541.7	1497.7	1507.9	1470.1
47.5°	1795.4	1811.7	1742.2	1748.3	1676.7	1688.0	1619.4	1639.9	1592.8	1608.2	1562.1
50°	1925.3	1937.6	1871.1	1872.1	1802.5	1806.6	1729.9	1750.4	1699.2	1715.6	1666.5
52.5°	2058.3	2066.5	1994.9	2002.0	1933.5	1940.6	1863.9	1872.1	1812.8	1827.1	1779.0
55°	2187.2	2189.2	2129.9	2127.8	2063.4	2076.7	1991.8	2010.2	1939.6	1955.0	1900.7
57.5°	2316.1	2323.2	2268.0	2270.0	2205.6	2214.8	2138.1	2151.4	2084.9	2103.3	2035.8
60°	2452.1	2474.6	2420.4	2427.6	2366.2	2384.6	2291.5	2308.9	2236.3	2265.9	2193.3
62.5°	2539.1	2622.9	2612.7	2624.0	2565.7	2574.9	2478.7	2506.3	2419.4	2440.9	2366.2
65°	2373.3	2579.0	2683.3	2797.9	2800.9	2830.6	2737.5	2747.7	2660.8	2655.7	2567.7
67.5°	1934.5	2188.2	2364.1	2599.4	2764.1	2922.7	2980.0	2994.3	2947.2	2897.1	2797.9
70°	1167.3	1444.5	1703.3	1980.5	2240.4	2525.8	2768.2	2936.0	3082.4	3075.2	3089.5
72.5°	461.4	691.5	864.4	1124.3	1382.1	1698.2	1966.2	2202.5	2454.2	2608.6	2809.1
75°	182.1	240.4	281.3	426.6	549.3	784.6	1021.0	1148.9	1346.3	1481.3	1620.5
77.5°	130.9	143.2	145.3	168.8	178.0	246.5	288.5	332.5	374.4	401.0	395.9
80°	101.3	109.5	109.5	119.7	118.7	132.0	128.9	141.2	140.1	150.4	143.2
82.5°	75.7	80.8	80.8	89.0	89.0	97.2	95.1	103.3	100.2	107.4	100.2
85°	49.1	54.2	54.2	58.3	56.3	64.4	63.4	69.6	66.5	69.6	64.4
87.5°	27.6	30.7	31.7	34.8	31.7	37.8	36.8	39.9	36.8	39.9	37.8
90°	11.3	13.3	11.8	14.3	11.8	18.4	14.3	19.4	12.3	21.5	13.8
92.5°	7.0	7.2	7.2	7.2	7.2	7.2	7.0	6.6	6.3	6.1	6.1
95°	7.2	7.2	7.4	7.7	8.0	8.2	8.0	7.7	7.4	7.2	7.2
97.5°	11.5	12.3	11.8	11.3	10.7	10.2	10.0	9.7	9.4	9.2	9.0
100°	27.6	29.7	28.8	28.1	27.4	26.6	25.8	25.1	24.3	23.5	22.5
102.5°	48.6	51.1	50.3	49.6	48.9	48.1	46.9	45.5	44.2	43.0	42.1
105°	71.4	73.7	73.1	72.6	72.1	71.6	70.4	69.0	67.7	66.5	65.5
107.5°	95.3	97.2	97.0	96.7	96.4	96.2	95.1	94.1	93.1	92.1	91.2
110°	121.2	122.8	123.0	123.3	123.6	123.8	123.3	122.8	122.2	121.7	120.9



REPORT NUMBER: P227420

CATALOG NUMBER: ISW-AF-1200-LED-E1-RW-ULG

**CANDELA DISTRIBUTION (continued):**

	52.5°	55°	57.5°	60°	62.5°	65°	67.5°	70°	72.5°	75°	77.5°
112.5°	150.2	151.4	151.9	152.4	152.9	153.4	153.2	152.9	152.6	152.4	151.9
115°	181.9	183.1	183.9	184.6	185.4	186.2	185.4	184.6	183.9	183.1	182.6
117.5°	214.3	215.8	216.9	217.9	218.9	219.9	218.7	217.4	216.0	214.8	214.3
120°	250.8	251.6	252.7	253.7	254.7	255.7	254.5	253.2	251.9	250.6	250.1
122.5°	284.9	285.4	286.4	287.4	288.5	289.5	288.3	286.9	285.6	284.4	283.9
125°	319.4	320.2	320.7	321.2	321.7	322.2	321.0	319.7	318.3	317.1	317.1
127.5°	351.7	352.9	353.1	353.4	353.7	353.9	353.9	353.9	353.9	353.9	353.7
130°	384.4	385.7	386.7	387.7	388.7	389.7	389.7	389.7	389.7	389.7	389.2
132.5°	418.9	420.4	421.7	423.0	424.3	425.5	425.0	424.5	424.0	423.5	423.5
135°	451.6	453.2	454.4	455.7	457.1	458.3	458.1	457.8	457.5	457.3	458.1
137.5°	482.6	483.9	484.4	484.9	485.4	485.9	486.1	486.4	486.7	486.9	488.2
140°	510.7	511.5	512.0	512.5	513.0	513.5	514.0	514.5	515.1	515.6	516.8
142.5°	538.6	539.1	540.6	542.2	543.7	545.2	545.2	545.2	545.2	545.2	545.4
145°	567.5	568.8	570.3	571.8	573.4	574.9	574.7	574.4	574.1	573.9	573.1
147.5°	592.1	593.3	594.5	595.9	597.2	598.4	598.6	598.9	599.2	599.4	598.6
150°	609.7	610.7	611.5	612.2	613.0	613.8	614.6	615.3	616.0	616.8	617.7
152.5°	624.8	625.0	625.8	626.6	627.3	628.1	629.1	630.1	631.2	632.2	633.4
155°	640.9	640.4	641.6	642.9	644.3	645.5	646.7	648.0	649.4	650.6	651.1
157.5°	659.0	658.8	659.8	660.8	661.8	662.9	663.4	663.9	664.4	664.9	664.9
160°	672.3	673.1	674.6	676.2	677.7	679.2	678.4	677.7	677.0	676.2	676.0
162.5°	681.3	682.3	683.3	684.4	685.4	686.4	686.2	685.9	685.6	685.4	684.9
165°	687.6	687.4	688.7	690.0	691.3	692.5	693.4	694.1	694.8	695.6	695.1
167.5°	695.4	693.6	695.1	696.6	698.2	699.7	700.7	701.7	702.8	703.8	703.8
170°	703.0	701.7	702.6	703.3	704.0	704.8	706.0	707.4	708.7	709.9	710.4
172.5°	705.0	704.8	705.6	706.3	707.1	707.9	708.4	708.9	709.4	709.9	710.4
175°	705.8	705.8	707.1	708.4	709.7	711.0	711.2	711.5	711.8	712.0	711.5
177.5°	710.1	709.9	711.2	712.5	713.8	715.0	715.6	716.1	716.6	717.1	716.3
180°	716.1	716.1	716.1	716.1	716.1	716.1	716.1	716.1	716.1	716.1	716.1



REPORT NUMBER: P227420

CATALOG NUMBER: ISW-AF-1200-LED-E1-RW-ULG

**CANDELA DISTRIBUTION (continued):**

	80°	82.5°	85°	87.5°	90°
0°	798.9	798.9	798.9	798.9	798.9
2.5°	798.9	796.9	801.0	794.8	799.9
5°	813.2	804.0	815.3	804.0	814.3
7.5°	832.7	817.3	833.7	817.3	833.7
10°	851.1	825.5	852.1	827.6	853.1
12.5°	878.7	848.0	882.8	849.0	882.8
15°	909.4	874.6	913.5	875.6	915.5
17.5°	934.0	900.2	938.0	900.2	939.1
20°	954.4	927.8	959.5	927.8	962.6
22.5°	977.9	958.5	984.1	958.5	990.2
25°	1008.7	995.3	1015.9	997.4	1020.0
27.5°	1044.5	1035.3	1051.7	1038.4	1055.8
30°	1086.5	1083.4	1091.6	1085.5	1095.7
32.5°	1133.5	1140.7	1140.7	1140.7	1144.8
35°	1202.1	1208.2	1208.2	1210.3	1211.3
37.5°	1267.5	1277.8	1276.7	1279.8	1279.8
40°	1336.1	1349.4	1349.4	1349.4	1351.4
42.5°	1411.8	1426.1	1428.1	1422.0	1426.1
45°	1496.7	1501.8	1506.9	1503.8	1511.0
47.5°	1587.7	1592.8	1596.9	1592.8	1604.1
50°	1695.1	1694.1	1705.4	1694.1	1710.5
52.5°	1807.7	1816.9	1824.0	1812.8	1824.0
55°	1934.5	1931.4	1955.0	1939.6	1955.0
57.5°	2073.6	2073.6	2097.2	2082.8	2100.2
60°	2238.3	2225.0	2257.8	2234.2	2257.8
62.5°	2405.1	2381.5	2418.4	2397.9	2428.6
65°	2597.4	2563.6	2598.4	2571.8	2599.4
67.5°	2791.7	2752.9	2764.1	2750.8	2766.2
70°	3041.4	3036.3	3023.0	3061.9	3028.1
72.5°	2777.4	2836.7	2788.7	2881.8	2818.3
75°	1706.4	1815.8	1876.2	1971.3	1956.0
77.5°	404.1	359.1	395.9	355.0	400.0
80°	149.4	136.1	142.2	123.8	138.1
82.5°	102.3	89.0	85.9	68.5	73.7
85°	65.5	53.2	49.1	40.9	45.0
87.5°	38.9	29.7	27.6	23.5	24.6
90°	19.4	11.8	15.3	9.2	14.3
92.5°	6.1	6.1	6.1	6.1	6.1
95°	7.2	7.2	7.2	7.2	7.2
97.5°	8.7	8.4	8.2	8.2	8.2
100°	21.5	20.5	19.4	19.4	19.4
102.5°	41.4	40.7	39.9	39.4	38.9
105°	64.4	63.4	62.4	62.4	62.4
107.5°	90.5	89.8	89.0	88.5	88.0
110°	120.2	119.5	118.7	119.2	119.7



REPORT NUMBER: P227420

CATALOG NUMBER: ISW-AF-1200-LED-E1-RW-ULG

**CANDELA DISTRIBUTION (continued):**

	80°	82.5°	85°	87.5°	90°
112.5°	151.4	150.9	150.4	150.4	150.4
115°	182.1	181.6	181.1	181.6	182.1
117.5°	213.8	213.3	212.8	213.3	213.8
120°	249.6	249.1	248.6	248.6	248.6
122.5°	283.4	282.8	282.3	282.8	283.4
125°	317.1	317.1	317.1	317.1	317.1
127.5°	353.4	353.1	352.9	353.9	355.0
130°	388.7	388.2	387.7	388.2	388.7
132.5°	423.5	423.5	423.5	424.0	424.5
135°	458.8	459.5	460.3	460.8	461.4
137.5°	489.5	490.8	492.0	492.6	493.1
140°	518.1	519.5	520.7	521.7	522.7
142.5°	545.7	546.1	546.3	547.3	548.3
145°	572.3	571.6	570.8	571.8	572.9
147.5°	597.9	597.2	596.4	597.4	598.4
150°	618.4	619.1	619.9	622.0	624.0
152.5°	634.7	636.1	637.3	639.9	642.4
155°	651.6	652.1	652.6	654.2	655.7
157.5°	664.9	664.9	664.9	667.5	670.0
160°	675.7	675.4	675.1	678.2	681.3
162.5°	684.4	683.8	683.3	686.4	689.5
165°	694.6	694.1	693.6	695.6	697.7
167.5°	703.8	703.8	703.8	706.9	709.9
170°	711.0	711.5	712.0	714.5	717.1
172.5°	711.0	711.5	712.0	714.5	717.1
175°	711.0	710.4	709.9	712.5	715.0
177.5°	715.6	714.8	714.0	716.1	718.1
180°	716.1	716.1	716.1	716.1	716.1

(END OF REPORT)